



GENERAL INFO



16
SCHOOLS



11,600
STUDENTS



96%
HISPANIC AND
AFRICAN AMERICAN



84%
ECONOMICALLY
DISADVANTAGED



RECOGNITION

Top 100 High Schools in the Nation

U.S. News and World Report (2007-Present)

Gold Ribbon Schools

Children At Risk (2014-present)

America's Most Challenging High Schools

The Washington Post (2013-present)

Best Places to Work

Houston Business Journal (2010-13, 2015)

Broad Prize for Public Charter Schools

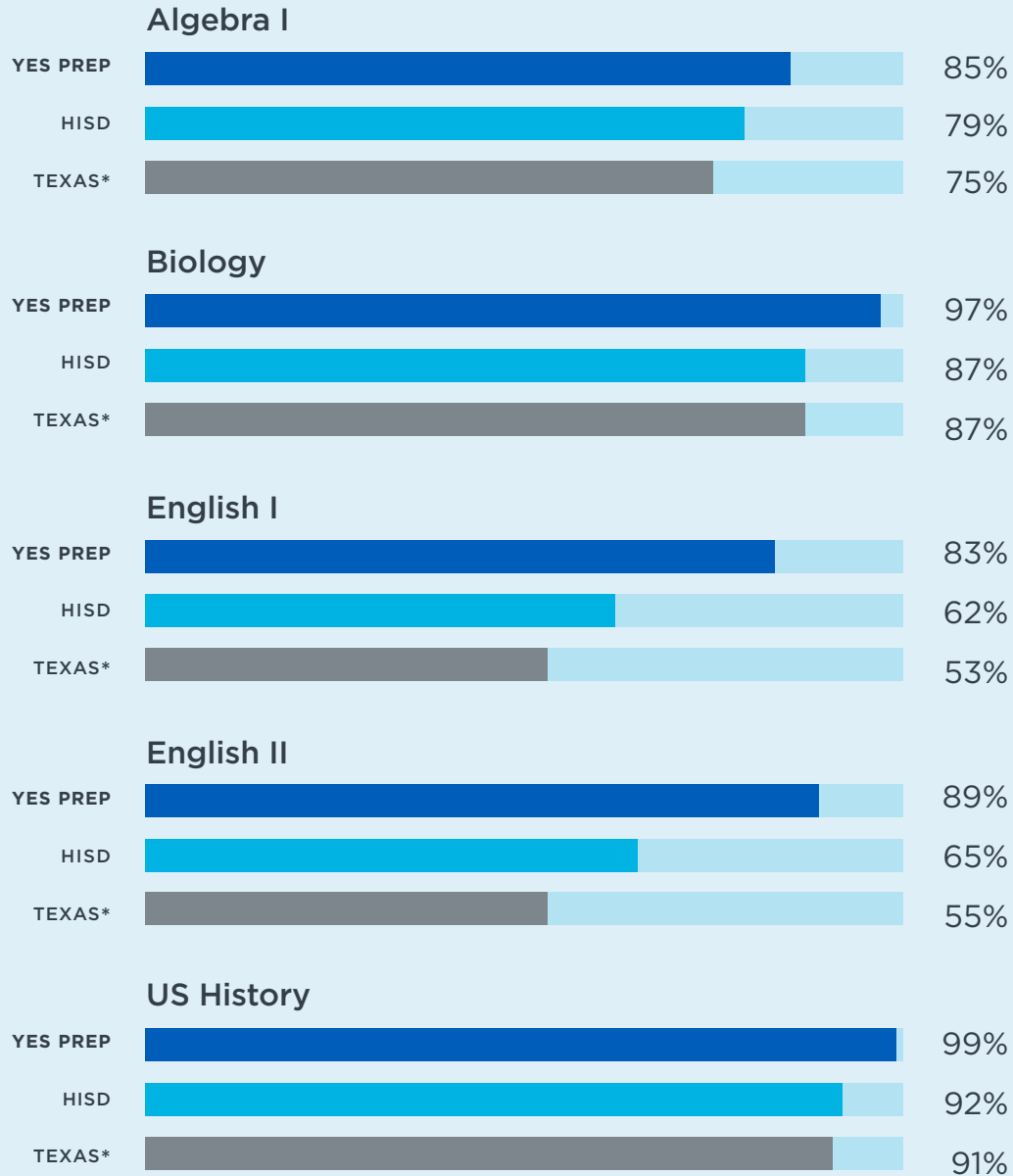
The Eli and Edythe Broad Foundation (Winner 2012, Finalist 2016)

OUR MISSION

YES Prep Public Schools will increase the number of students from underserved communities who graduate from college prepared to lead. By 2020, YES Prep will quadruple the number of college-ready YES Prep graduates.



2015-2016 High School STAAR Passing Rates



*Indicates Economically Disadvantaged students in Texas

2,912 students have graduated from YES Prep since 2001



94% of YES Prep alumni have matriculated to college within one year of high school graduation

YES PREP

NATIONAL AVERAGE



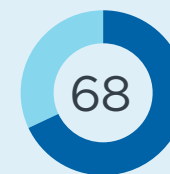
VERSUS



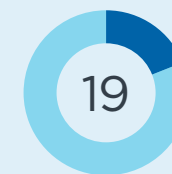
YES Prep alumni are earning college degrees at **four** times the rate of peers with similar economic backgrounds

AP Results

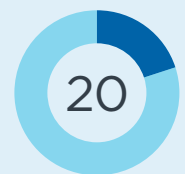
% of graduates earning a 3 or higher on the AP exam



YES PREP



TEXAS



US

Source: College Board's 10th Annual Report, 2013